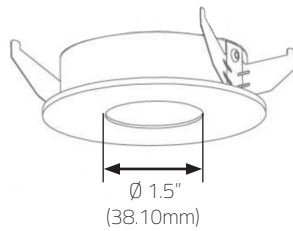

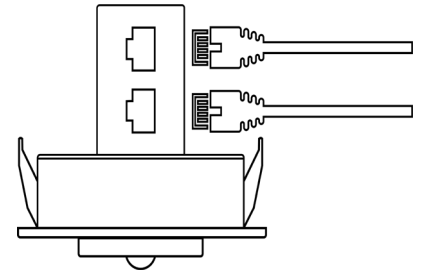


## SSEN-HCMK-WH smartsensor Hard Ceiling Mounting Kit



Ceiling Cut-Out: 2-15/16" Max (74.6mm Max)  
Ceiling Thickness: 3-00" Max (76.2mm Max)



### GENERAL SPECIFICATIONS

<b>Brand</b>	wtec
<b>Product Type</b>	smartsensor Hard Ceiling Mounting Kit
<b>Application</b>	Typical use is for plaster, gypsum, millwork or other ceiling types with a thickness greater than 0-13/16" (20mm) and less than 3" (76.2mm). This mounting kit allows for termination to the smartsensor's RJ45 interface(s), which would otherwise be inaccessible. Please note, ceilings with a thickness less than 0-13/16" (20mm) do not require a mounting kit, as the smartsensors will natively mount in these ceiling types.
<b>Ceiling Cut-Out</b>	2-15/16" (74.6mm)
<b>Ceiling Thickness, Max.</b>	3" (76.2mm)
<b>Color</b>	White
<b>Package Quantity</b>	1

### NOTE

<b>Compatibility</b>	SSEN-2G, SSEN-1-W, SSEN-1-N, SSEN-1MP-W, SSEN-1MP-N
<b>Project specific color</b>	This product may be painted by others